



汎銓科技 半導體產業高階製程領航者  
www.msscorgs.com



# 汎銓科技股份有限公司

## 2022年Q3 Financial Review

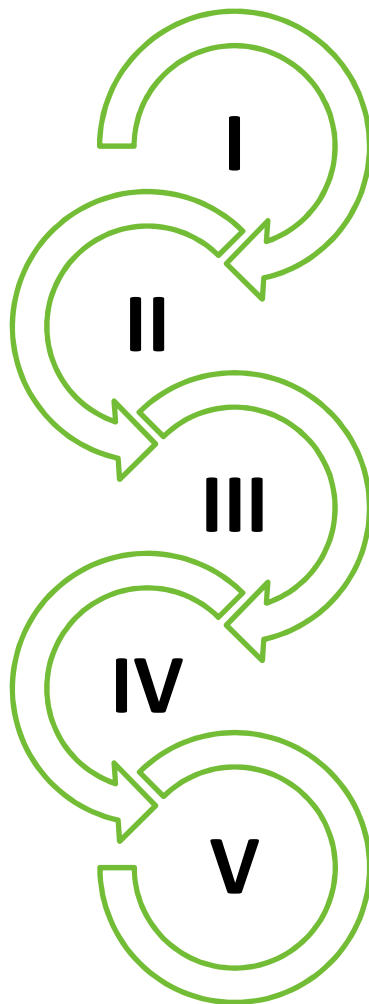
111年11月30日

- This report contained herein is the exclusive intelligent property of MSSCORPS CO., LTD and shall not be distributed, copied, reproduced, or disclosed in whole or in part without prior permission.  
本報告為汎銓科技股份有限公司之智慧財產權，非經本公司書面授權許可，不得透露或使用本報告，亦不得複印、複製或轉變成其他任何形式使用。
- The results in this report are solely based on data, information, and/or samples provided by the applicant. All contents in this report shall be treated as whole, separated usage (texts or images) is invalid.  
本報告僅就委託者之委託事項提供分析結果，報告分離使用無效。
- This report is for reference only. Please consult MSSCORPS CO., LTD first for other purposes, such as advertisement, sales promotion, notarial, or lawsuit.  
本報告所載事項僅作參考資料，若貴公司擬作為廣告、商業推銷、公證、法律訴訟之用途，請先諮詢本公司同意。

## 免責聲明 Disclaimer

- This presentation includes forward-looking statements. All statements, other than statements of historical facts, that address activities, events or developments that Material Science Service Corp. expects or anticipates will or may occur in the future (including but not limited to projections, targets, estimates and business plans) are forward-looking statements.
- MSS's actual results or developments may differ materially from those indicated by these forward-looking statements as a result of various factors and uncertainties, including but not limited to market demand, change in legal, financial and regulatory frameworks, government policies, financial market conditions, and other risks and factors beyond our control.
- MSS does not undertake any obligation to publicly update any forward-looking statement to reflect events or circumstances after the date on which any such statement is made or to reflect the occurrence of unanticipated events.

# 公司基本資料



汎銓科技股份有限公司  
MSSCORPS CO.,LTD.(英文簡稱:MSS)

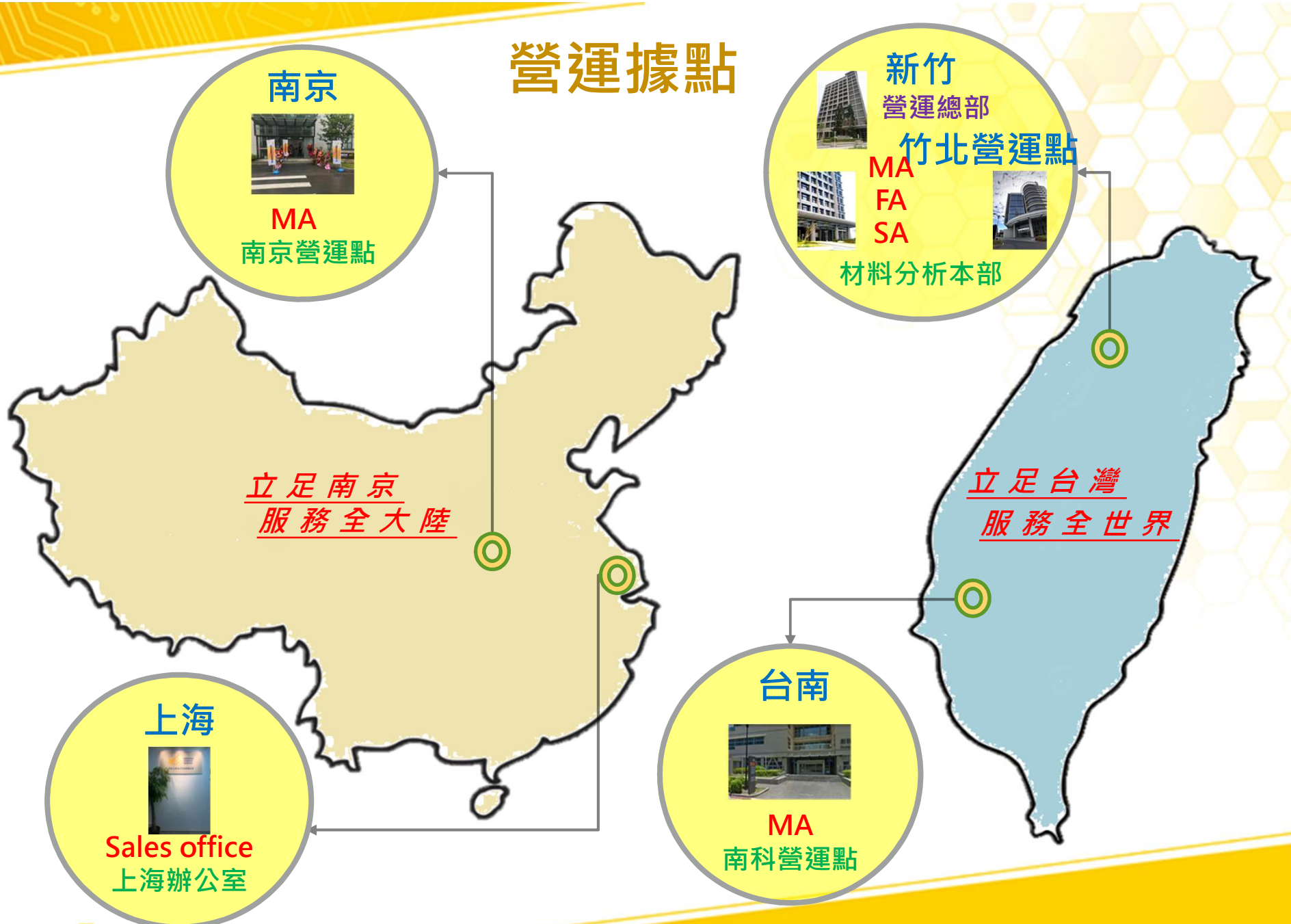
設立時間: 民國94年7月27日

創辦人: 柳紀綸董事長兼總經理

資本額: 新台幣4.68億元/員工: 約450人

服務項目: 材料分析服務(MA)、故障分析服務(FA)

# 營運據點



## 合併綜合損益表

(新台幣/千元)	111/07/01 -09/30	110/07/01 -09/30	111/01/01 -09/30	110/01/01 -09/30	YoY
營業收入	458,952	379,719	1,253,985	1,044,342	20%
營業毛利	191,581	142,786	484,090	378,539	28%
毛利率 %	42	38	38	37	
營業費用	(80,669)	(64,625)	(224,467)	(196,200)	14%
營業外收支	1,202	695	(2,674)	(259)	
稅前淨利	112,114	78,856	256,949	182,080	41%
所得稅費用	(34,107)	(7,197)	(78,040)	(27,558)	183%
本期淨利	78,007	71,659	178,909	154,522	16%
EPS(元)	1.80	1.74	4.27	3.82	

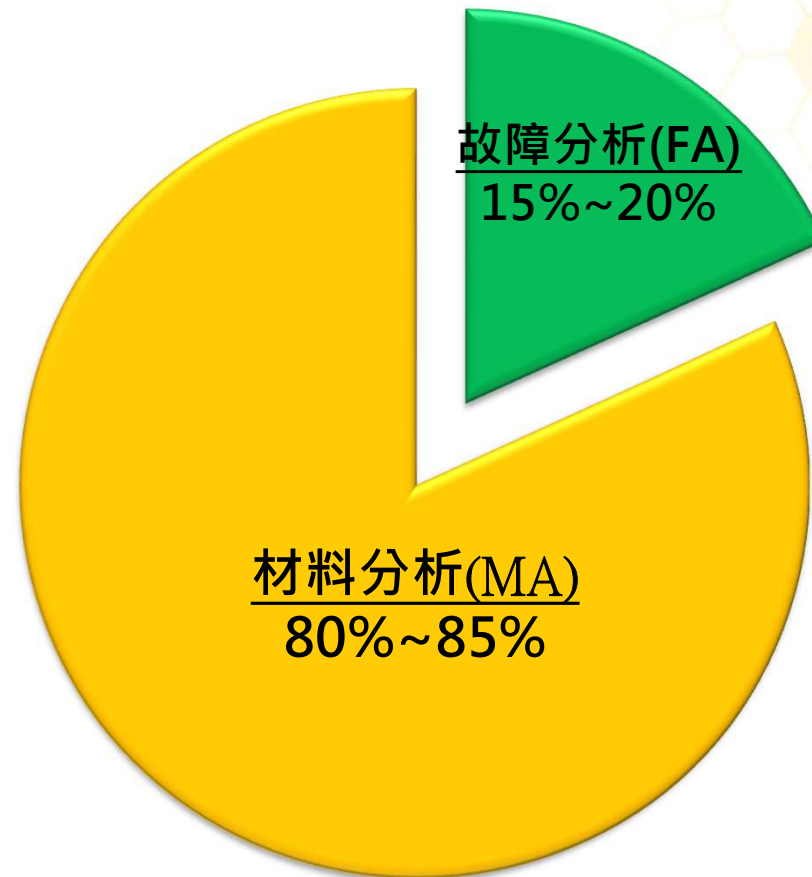
# 合併資產負債表

(新台幣/千元)	111/09/30		110/09/30	
	Amount	%	Amount	%
現金及約當現金	996,243	27%	452,514	17%
應收帳款	618,712	17%	411,757	15%
預付款項及其他流動資產	87,450	2%	88,360	3%
不動產、廠房及設備	1,728,554	47%	1,513,722	55%
使用權資產及其他非流動資產	275,776	7%	266,525	10%
<b>資產總計</b>	<b>3,706,735</b>	<b>100%</b>	<b>2,732,878</b>	<b>100%</b>
應付帳款及其他應付款	255,461	7%	186,534	7%
其他流動負債	211,021	5%	187,173	7%
長期借款	637,919	18%	459,610	17%
其他非流動負債	130,165	3%	120,294	4%
<b>負債總計</b>	<b>1,234,566</b>	<b>33%</b>	<b>953,611</b>	<b>35%</b>
<b>權益總計</b>	<b>2,472,169</b>	<b>67%</b>	<b>1,779,267</b>	<b>65%</b>

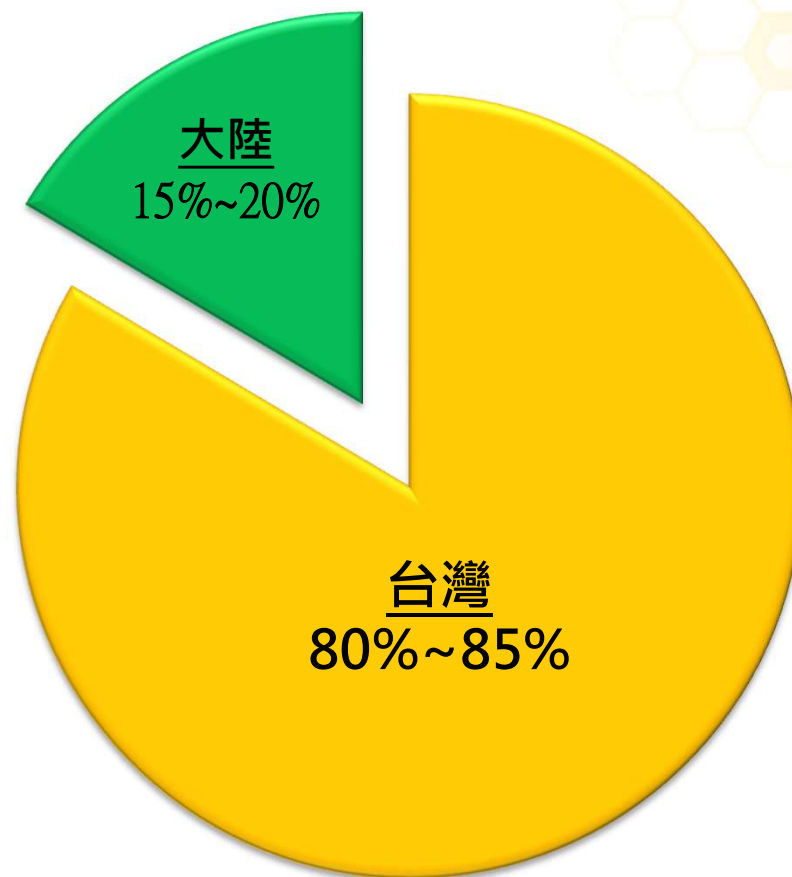
## 合併現金流量表

(新台幣/千元)	111/01/01-09/30	110/01/01-09/30
期初現金及約當現金餘額	477,961	297,562
營業活動之現金流量	439,007	426,573
購置不動產、廠房及設備	(468,817)	(447,675)
舉借長期借款	133,883	136,174
支付股利	(185,747)	(103,193)
現金增資	588,904	160,000
其他	11,052	(16,927)
期末現金及約當現金餘額	996,243	452,514

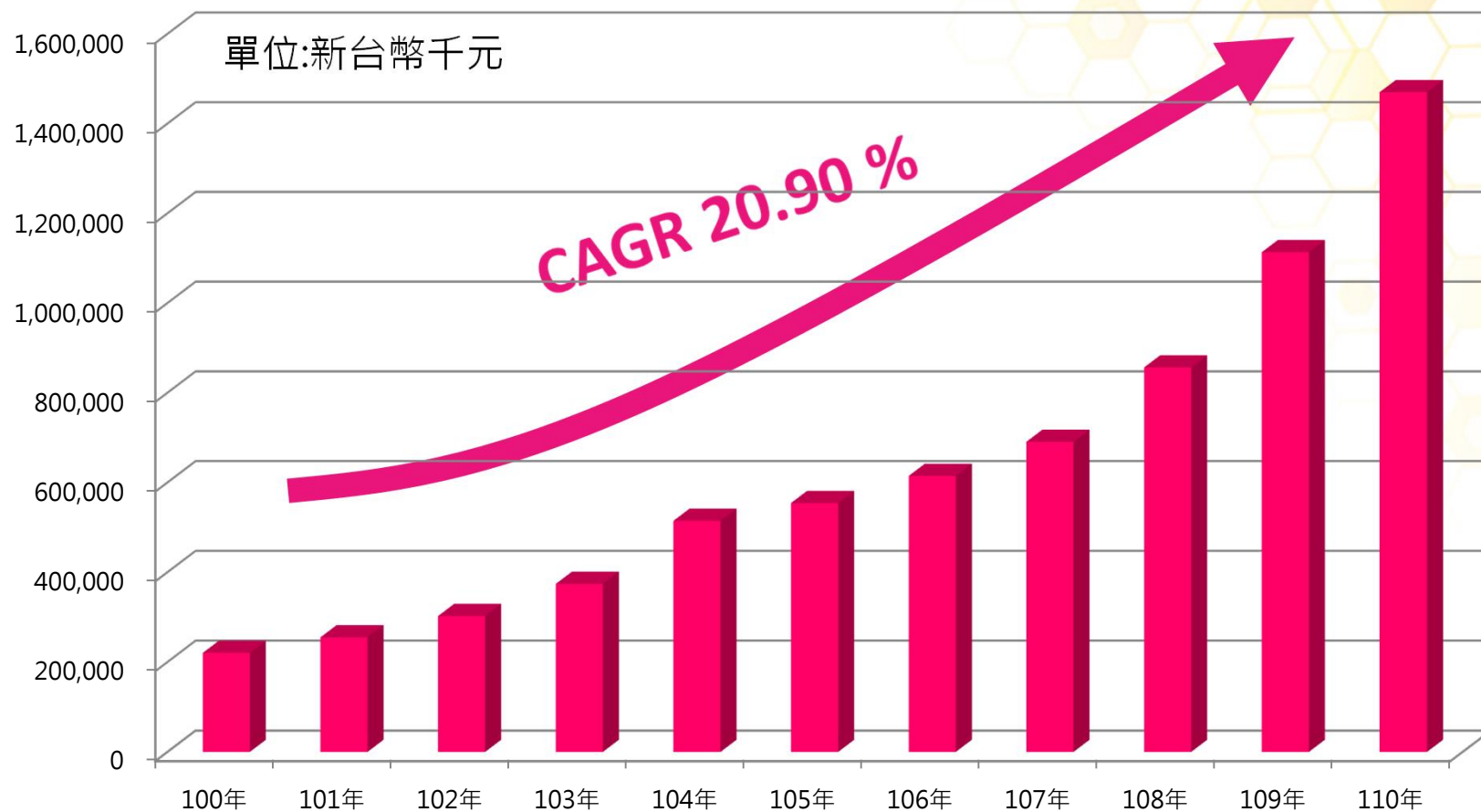
# 2022 前三季產品組合



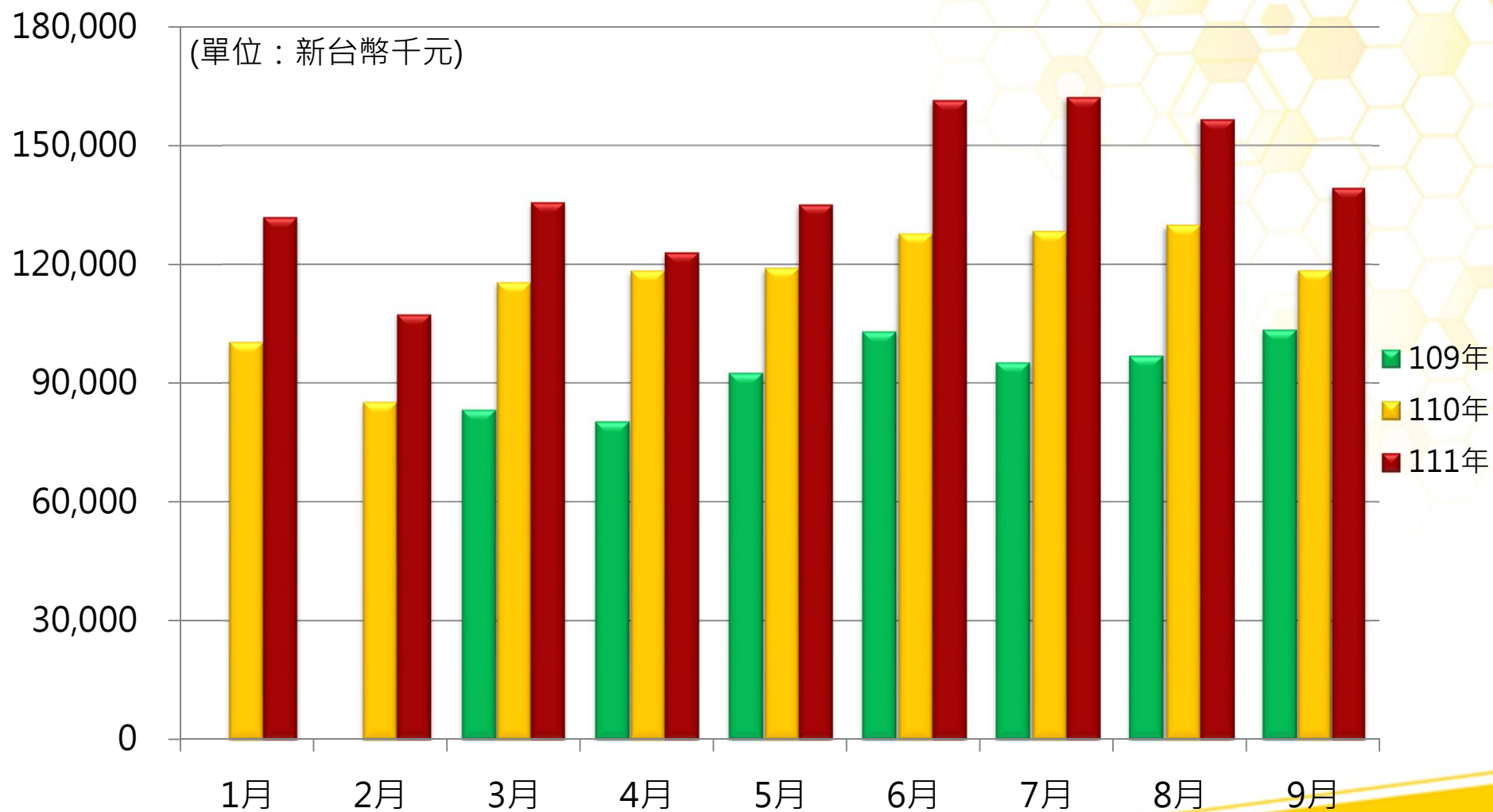
## 2022 前三季營收區域別比重



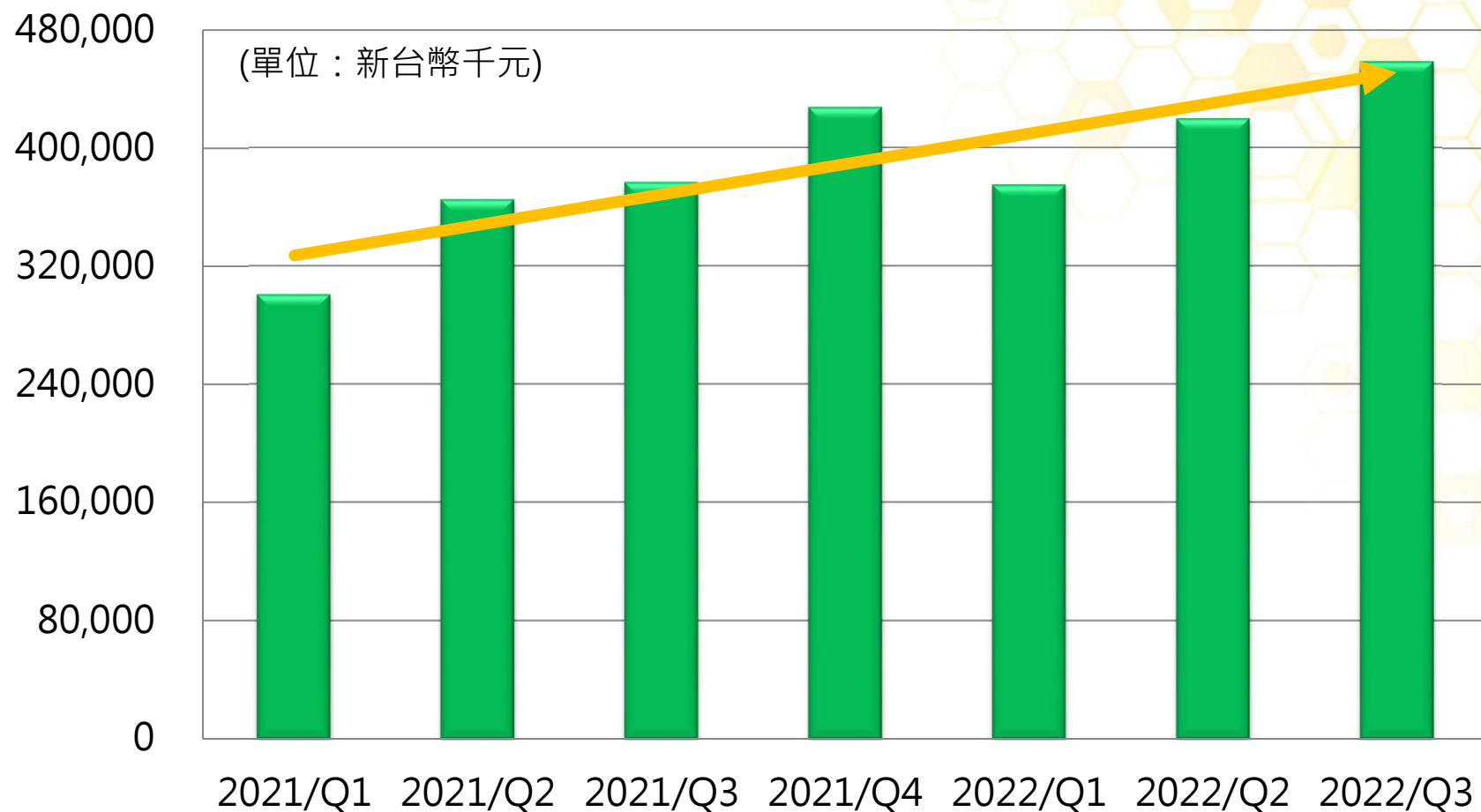
# 最近十年度營收成長趨勢



# 2020-2022 營收月趨勢

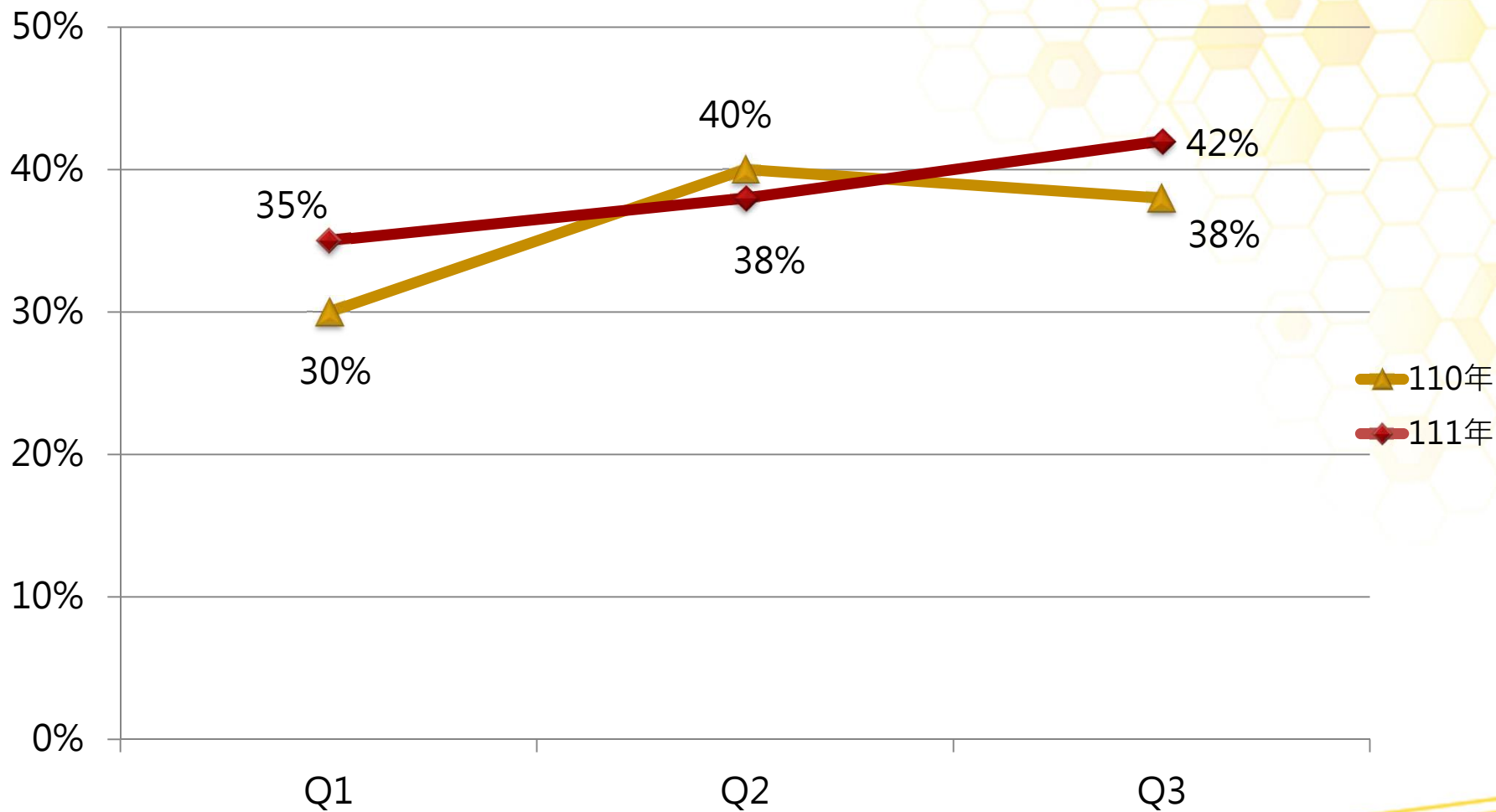


# 2021-2022 營收季趨勢

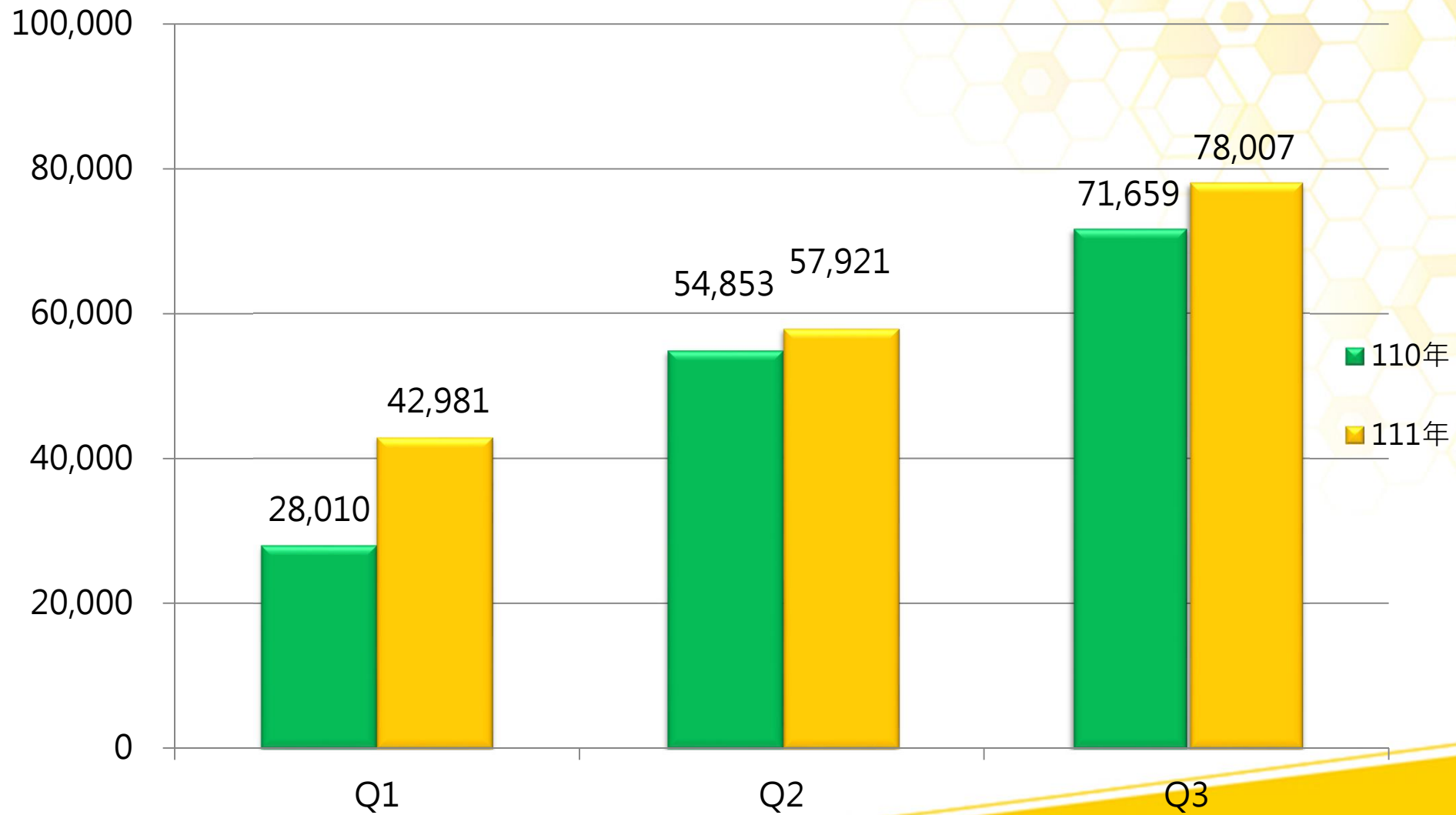


	2021/Q1	2021/Q2	2021/Q3	2021/Q4	2022/Q1	2022/Q2	2022/Q3
營業收入	301,360	365,522	377,095	427,627	375,469	420,002	458,513

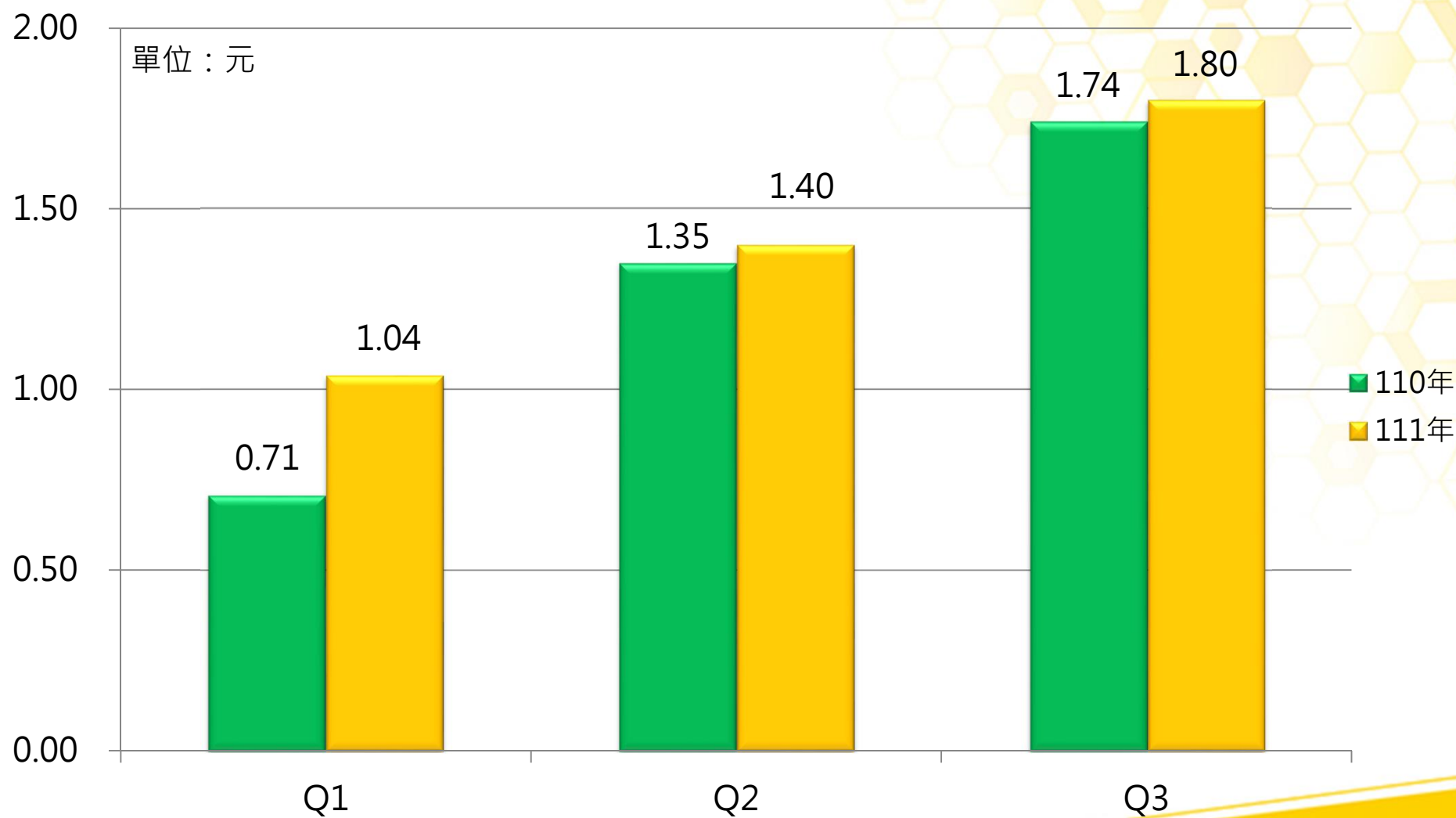
# 毛利率分析



# 稅後純益分析

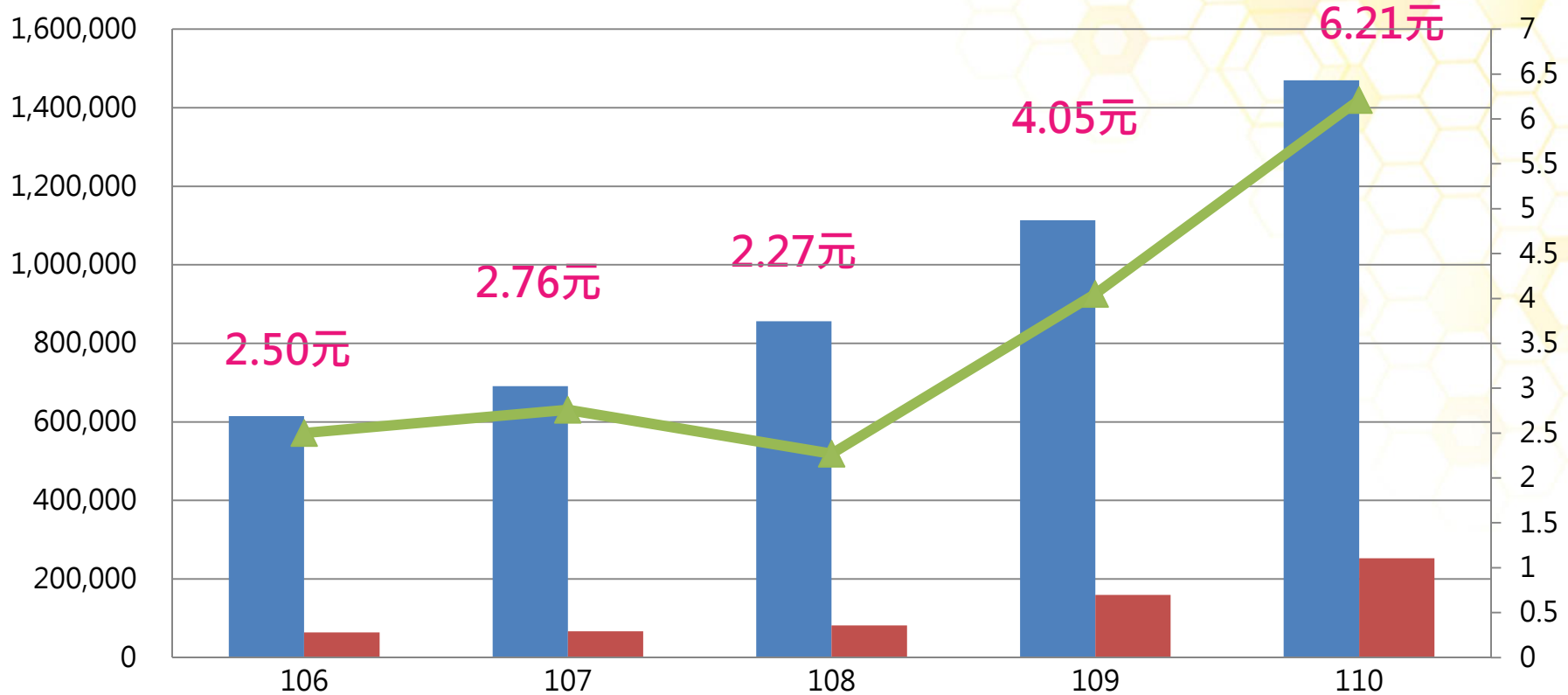


# 每股盈餘分析



# 最近五年度獲利表現與股利分配

單位:新台幣千元/元



營業收入	614,603	690,630	856,306	1,113,184	1,469,881
稅後純益	64,072	66,538	81,764	159,106	252,493
EPS	2.5	2.76	2.27	4.05	6.21
股利分配	1.16	2	2	2.5	4.5





感謝聆聽，敬請指導



*Your best R&D partner*

 1F,NO.27,Pu-ding Rd., Hsin-chu  
30072,Taiwan,R.O.C

 +886-3-6663298

 [service@msscorks.com](mailto:service@msscorks.com)